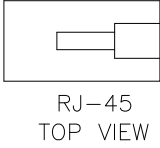
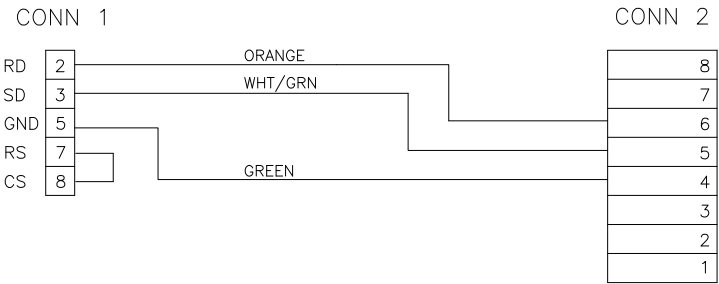
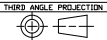
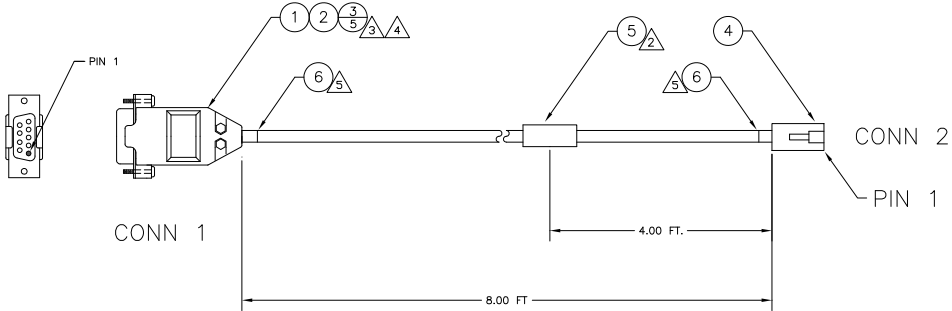


8 7 6 5 4 3 2 1

DWG. PART		REVISION BLOCK					
ISSUE	REV.	ECD NO.	DESCRIPTION	DR	DATE	CHK	DATE
1	A	050090	RELEASED FOR MANUFACTURING	RW	5/05		
2	B	080072	CHANGE WIRE COLORS	MS	5/08		



1. UNLESS OTHERWISE SPECIFIED ALL WIRE/CABLE LENGTHS AND TOLERANCES ARE EXPRESSED IN INCHES.
- TOLERANCES ARE: 5.00 OR LESS = +.12/-00  
 5.01 TO 10.00 = +.25/-00  
 10.01 TO 30.00 = +.50/-00  
 30.01 AND ABOVE = +1.00/-00
- △1 REFER TO XYCOM CABLE ASSEMBLY SPECIFICATION 98945-001 FOR CABLE ASSEMBLY, TESTING, AND IDENTIFICATION REQUIREMENTS.
  - △3 USE THE .210 INCH COMPRESSION INSERT. DISCARD REMAINING 4 COMPRESSION INSERTS.
  - △4 USE A 24AWG INSULATED WIRE AS A JUMPER FOR CONN 1, PINS 7&8
  - △5 USE A SMALL PIECE OF HEAT SHRINK TUBING ITEM 6, FOR INCREASING CABLE DIAMETER TO ENSURE A SNUG FIT IN CONNECTORS.



DR		ME		EE		DC/DA		MFL		SIGNATURES	
DATE	REV.	DATE	REV.	DATE	REV.	DATE	REV.	DATE	REV.	DATE	REV.

TOLERANCES UNLESS OTHERWISE SPECIFIED ALL DIMENSIONS ARE IN INCHES DECIMALS FRACTIONS ANGLES UNLESS OTHERWISE SPECIFIED	<b>XYCOM</b> <b>AUTOMATION</b> 750 N. MAPLE RD. SALINE, MI. 48176
TITLE	GP 9-PIN TO ROC809 RJ45
SCALE	N/A
DWG. NO.	HMICABST809
SHEET	1 OF 1

8 7 6 5 4 3 2 1